

ALCOHOL CONSUMPTION IN EUROPE; TRADITIONS, GENERATIONS, CULTURE AND POLICY

JACEK MOSKALEWICZ

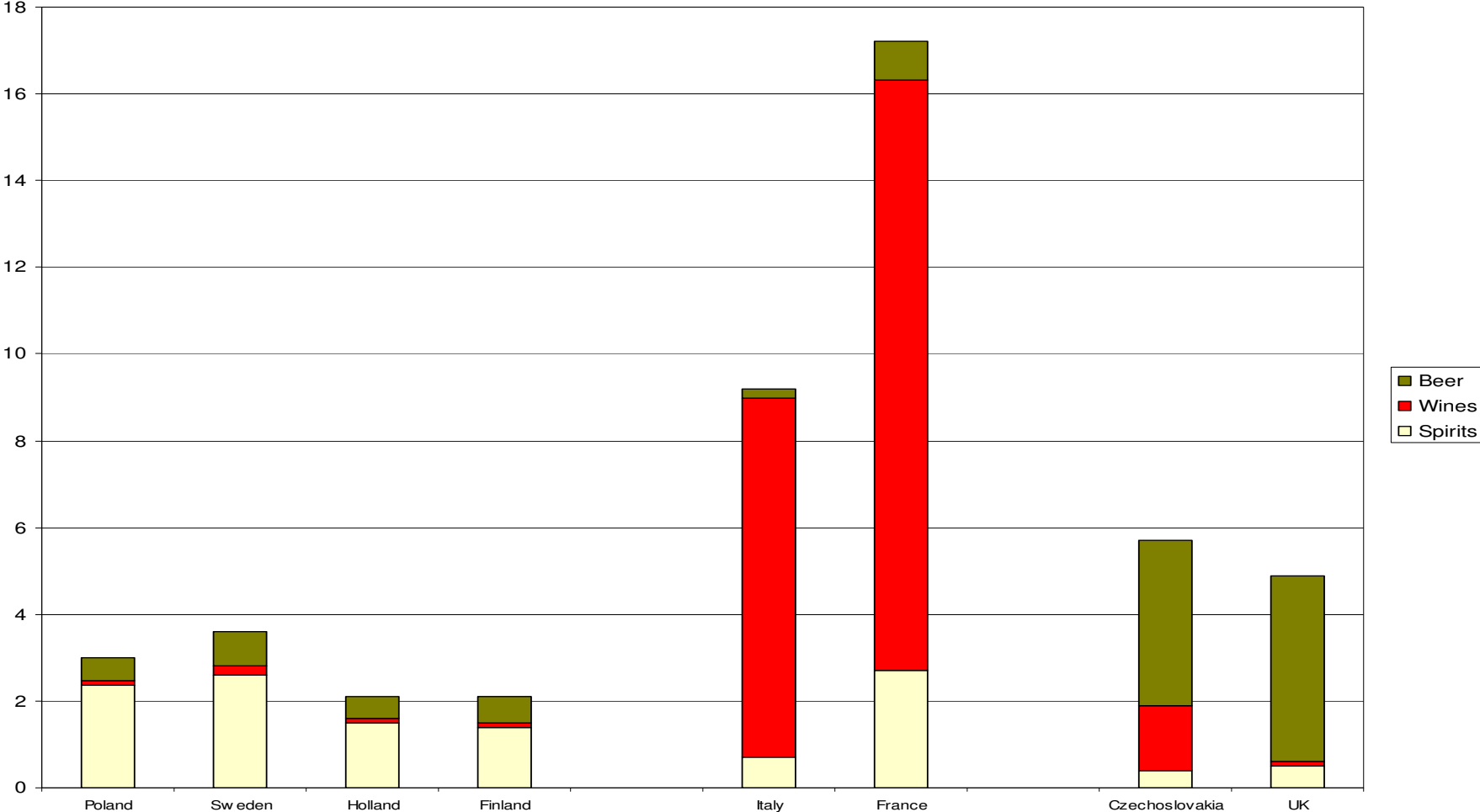
INSTITUTE OF PSCHIATRY AND NEUROLOGY

WARSAW, POLAND

THIRD EUROPEAN CONFERENCE ON ALCOHOL AND LAW
ENFORCEMENT, TALLIN, 21-22 MAY 2014

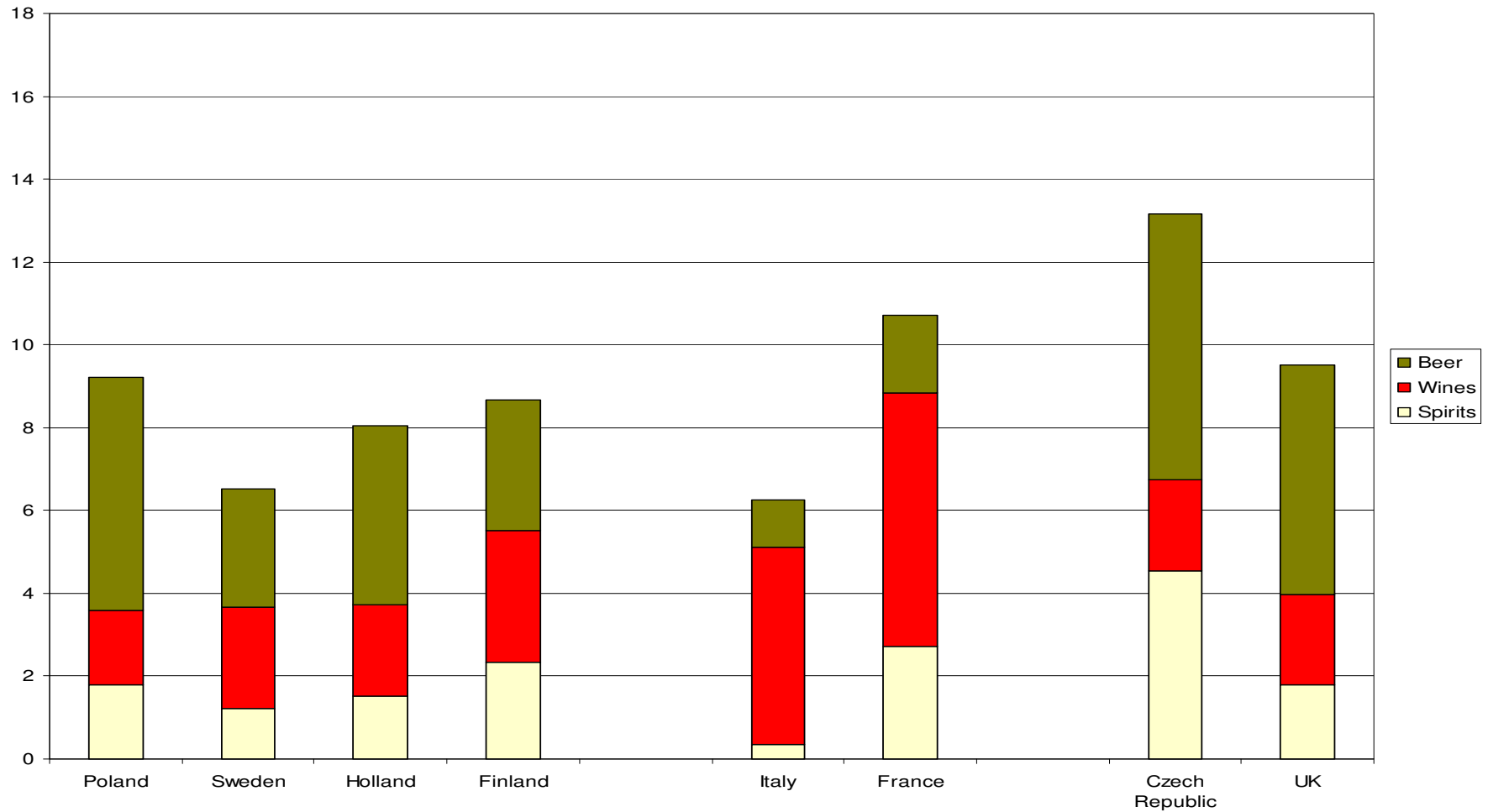
DISTINCT ALCOHOL CULTURES ACCROSS EUROPE IN THE 1950S.

PER CAPITA 100% ALCOHOL CONSUMPTION IN THE 1950s (Litmanowicz, Moskalewicz 1986)



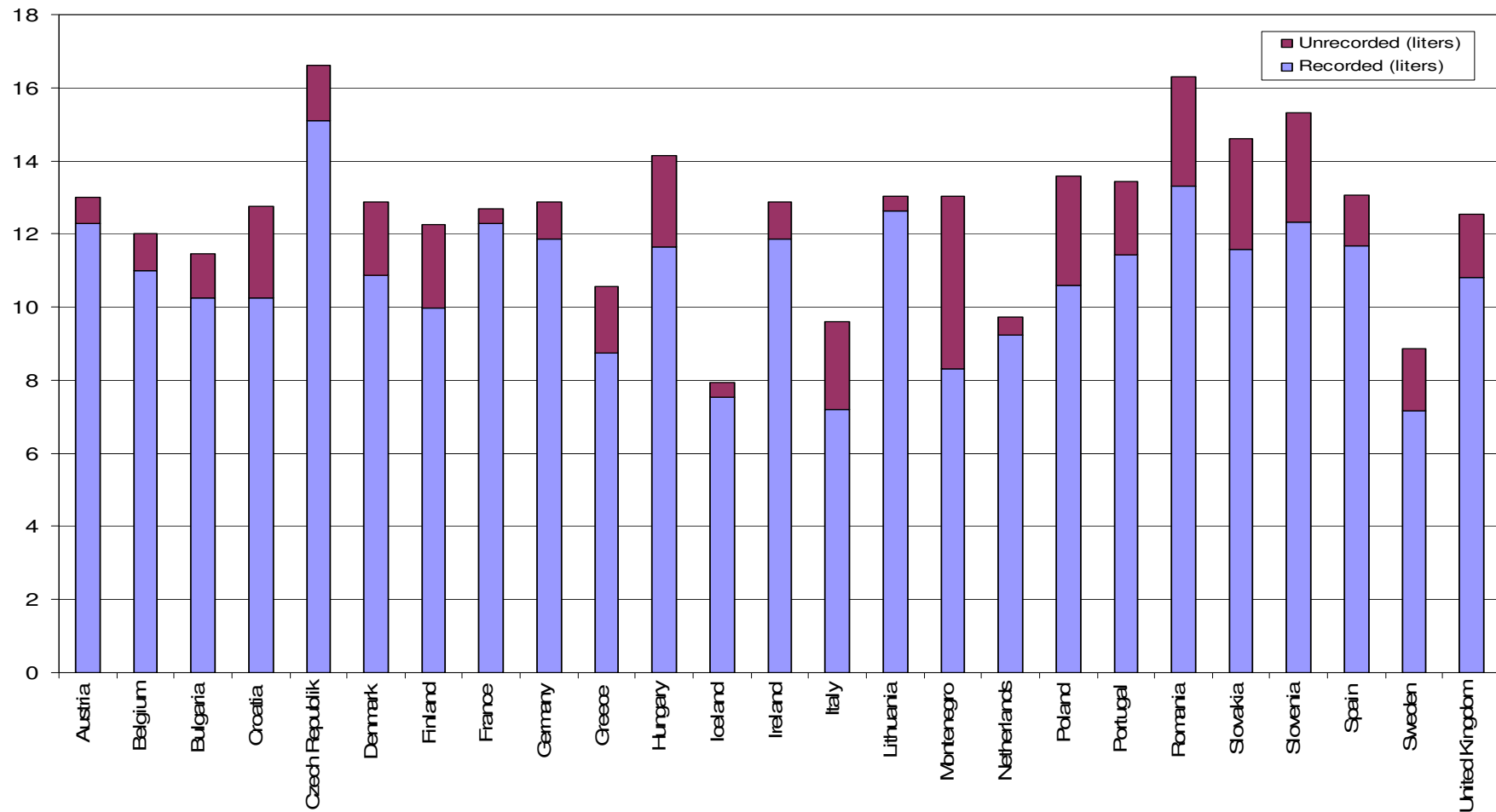
CULTURAL HOMOGENISATION OF EUROPE AS REFLECTED BY ALCOHOL CULTURES

PER CAPITA 100% ALCOHOL CONSUMPTION IN THE 2000s (WHO 2012, WDT 2005)



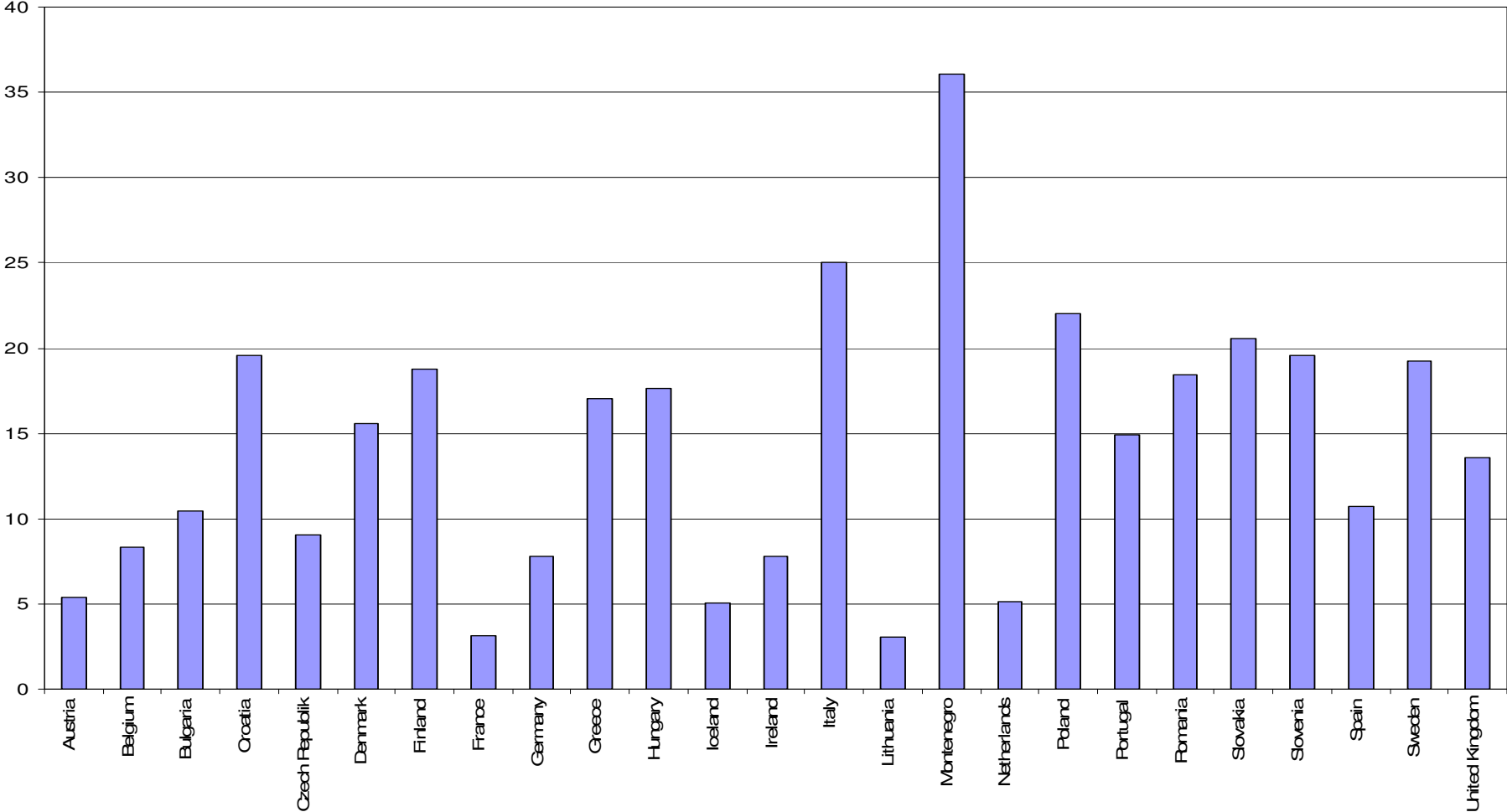
VARIATION IN ALCOHOL CONSUMPTION LEVELS ACROSS EUROPE STILL EXISTS

TOTAL ADULT PER CAPITA 100% ALCOHOL CONSUMPTION IN 2009 (WHO 2012)



MORE CULTURAL VARIATION OUTSIDE MAINSTREAM CULTURE - SHARE OF UNRECORDED CONSUMPTION IN%

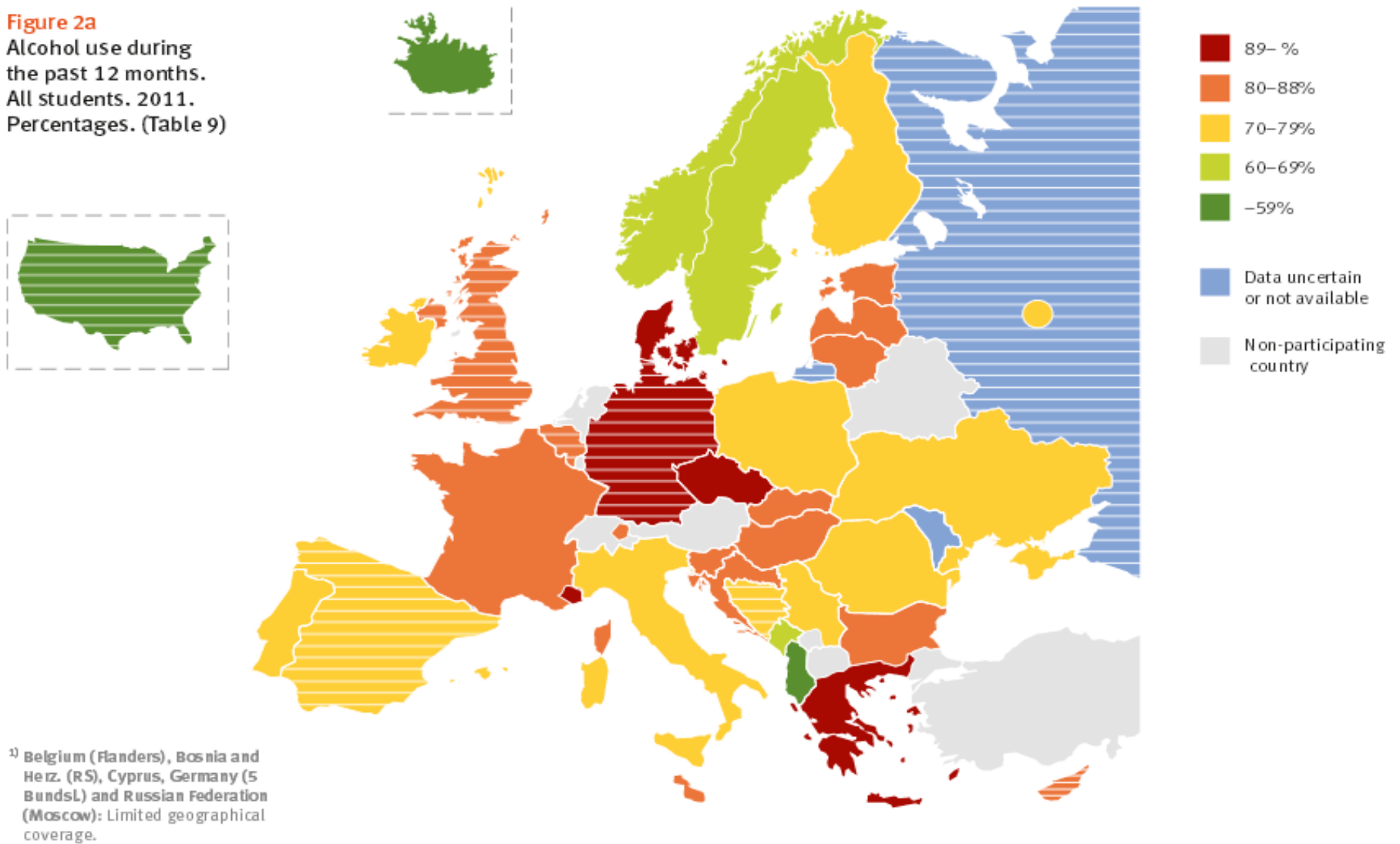
UNRECORDED AS PERCENTAGE OF TOTAL ALCOHOL CONSUMPTION (WHO 2012)



HOMOGENISATION OF YOUNG DRINKING CULTURES ACCROSS EUROPE

PREVALENCE OF PAST YEAR DRINKING AMONG 15-16 YEAR OLD (ESPAD 2011)

Figure 2a
Alcohol use during the past 12 months. All students. 2011. Percentages. (Table 9)



CLOSING GENERATION GAP - RATES OF ABSTAINERS AMONG TEENAGERS AND ADULTS IN CENTRAL WESTERN EUROPE

Country	Life time abstainers men (%)		Life time abstainers women (%)	
	adults	15-16 years old	adults	15-16 years old
Central-western country group				
Belgium	3,4	12	12,5	11
France	1,8	9	3,3	10
Germany	1,3	6	2,0	9
Ireland	16,7	20	24,3	19
United Kingdom (2007)	8,9	7	15,2	8
<i>Average</i>	<i>6,4</i>	<i>10,8</i>	<i>11,5</i>	<i>11,4</i>
<i>SD</i>	<i>6,5</i>	<i>5,6</i>	<i>9,2</i>	<i>4,4</i>

CLOSING GENERATION GAP - RATES OF ABSTAINERS AMONG TEENAGERS AND ADULTS IN CENTRAL EASTERN EUROPE

Country	Life time abstainers men (%)		Life time abstainers women (%)	
	adults	15-16 years old	adults	15-16 years old
Central-eastern country group				
Bulgaria	8,5	11	31,5	15
Croatia	11,7	6	31,3	7
Czech Republic	2,8	2	6,3	2
Estonia	7,4	6	13,6	4
Hungary	3,6	7	9,4	5
Latvia	5,7	5	13,8	3
Lithuania	4,3	6	16,6	4
Poland	6,8	11	20,9	14
Romania	6,5	7	19,1	24
Slovakia	7,4	6	7,1	5
Slovenia	3,7	6	8,9	7
<i>Average</i>	6,2	6,6	16,2	8,2
<i>SD</i>	2,6	2,5	8,9	6,7

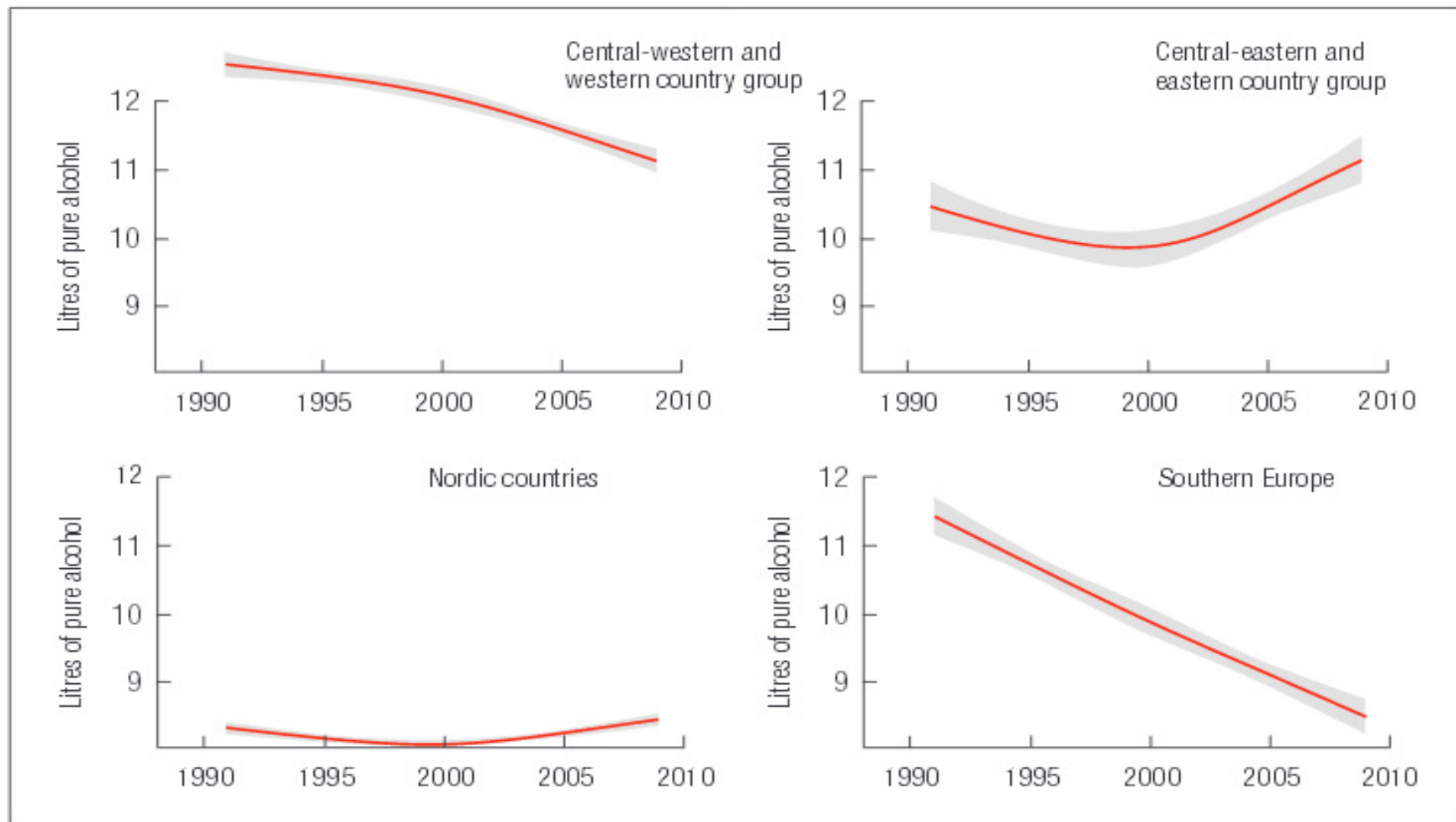
GENERATION GAP FAR TO BE CLOSED IN NORDIC COUNTRIES - RATES OF ABSTAINERS AMONG TEENAGERS AND ADULTS

Country	Life time abstainers men (%)		Life time abstainers women (%)	
	adults	15-16 years old	adults	15-16 years old
Nordic countries				
Denmark	0,6	5	0,9	8
Finland	3,3	17	10,5	16
Norway	2,3	31	4,1	30
Sweden	5,3	24	10,8	24
<i>Average</i>	<i>2,9</i>	<i>19,3</i>	<i>6,6</i>	<i>19,5</i>
<i>SD</i>	<i>2,0</i>	<i>11,1</i>	<i>4,9</i>	<i>9,6</i>

VARYING PATTERNS OF CLOSING GENERATION GAP IN SOUTHERN EUROPE

Country	Life time abstainers men (%)		Life time abstainers women (%)	
	adults	15-16 years old	adults	15-16 years old
Southern countries				
Greece	6,7	7	21,0	8
Italy	5,8	10	19,4	16
Portugal	18,6	24	32,0	33
<i>Average</i>	<i>10,4</i>	<i>13,7</i>	<i>24,1</i>	<i>19,0</i>
<i>SD</i>	<i>7,1</i>	<i>9,1</i>	<i>6,9</i>	<i>12,8</i>

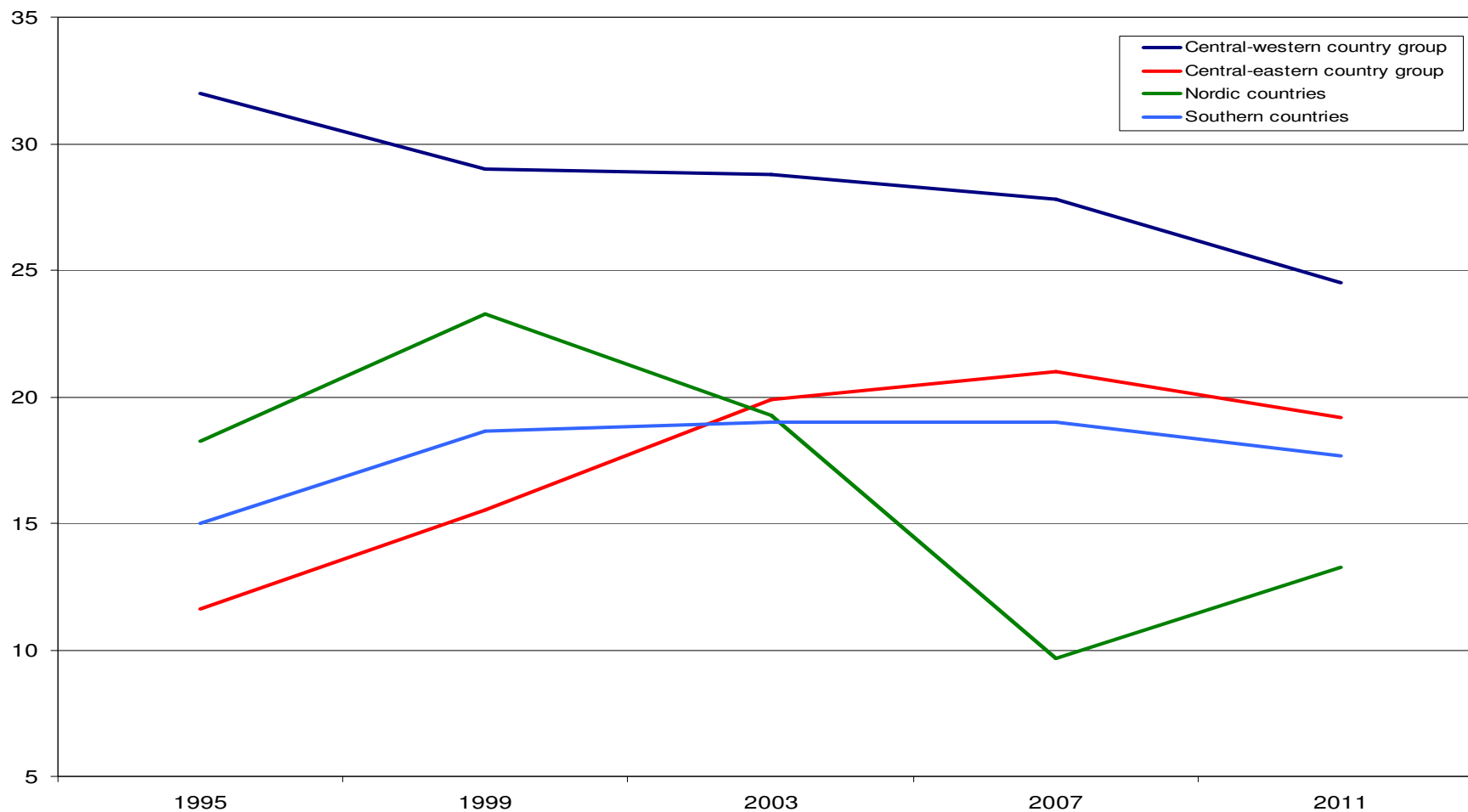
DIFFERENT REGIONAL TRENDS IN PER ADULT ALCOHOL CONSUMPTION (WHO 2013)



• The 95% confidence intervals are represented as shading.

CONVERGING TRENDS AMONG TEEN-AGERS? (ESPAD 2011)

ANY ALCOHOLIC BEVERAGE 20 TIMES OR MORE LAST 12 MONTHS (ESPAD 2011)



BINGE DRINKING MORE PREVALENT AMONG TEENAGERS, IN PARTICULAR AMONG GIRLS

Country	Heavy episodic drinking men (%)		Heavy episodic drinking women (%)	
	adults	15-16 years old	adults	15-16 years old
Central-western country group				
Belgium	26,5	41	9,9	35
Ireland	38,0	40	17,0	41
United Kingdom	20,4	52	13,1	55
<i>Average</i>	<i>30,8</i>	<i>44,3</i>	<i>13,3</i>	<i>43,7</i>
<i>SD</i>	<i>8,8</i>	<i>6,7</i>	<i>2,9</i>	<i>10,3</i>

BINGE DRINKING MORE PREVALENT AMONG TEENAGERS, IN PARTICULAR AMONG GIRLS

Country	Heavy episodic drinking men (%)		Heavy episodic drinking women (%)	
	adults	15-16 years old	adults	15-16 years old
Central-eastern country group				
Bulgaria	43,9	52	23,2	43
Czech Republic	39,3	61	19,1	47
Estonia	43,3	54	12,4	52
Hungary	17,4	49	3,7	40
Latvia	36,0	53	20,6	44
Poland	19,3	40	2,4	34
Slovenia	21,9	55	4,6	50
Average	31,6	52,0	12,3	44,3
SD	11,6	6,4	8,8	6,1

GENDER GAP CLOSES AMONG NORDIC TEENAGERS

Country	Heavy episodic drinking men (%)		Heavy episodic drinking women (%)	
	adults	15-16 years old	adults	15-16 years old
Nordic countries				
Denmark	38,5	60	19,2	53
Finland	43,0	34	15,0	35
Norway	25,0	28	10,2	31
Sweden	35,3	29	16,5	33
<i>Average</i>	<i>35,5</i>	<i>37,8</i>	<i>15,2</i>	<i>38,0</i>
<i>SD</i>	<i>7,6</i>	<i>15,1</i>	<i>3,8</i>	<i>10,1</i>


GENERATION GAP NON-EXISTENT IN GREECE; OPEN WIDE IN ITALY AND PORTUGAL

Country	Heavy episodic drinking men (%)		Heavy episodic drinking women (%)	
	adults	15-16 years old	adults	15-16 years old
Southern countries				
Greece	50,0	52	33,0	37
Italy	13,4	42	3,5	28
Portugal	12,2	27	2,7	19
Average	25,2	40,3	13,1	28,0
SD	21,5	12,6	17,3	9,0

THE AMPHORA QUESTIONNAIRE

(Karlsson, Lindeman, Österberg 2012)

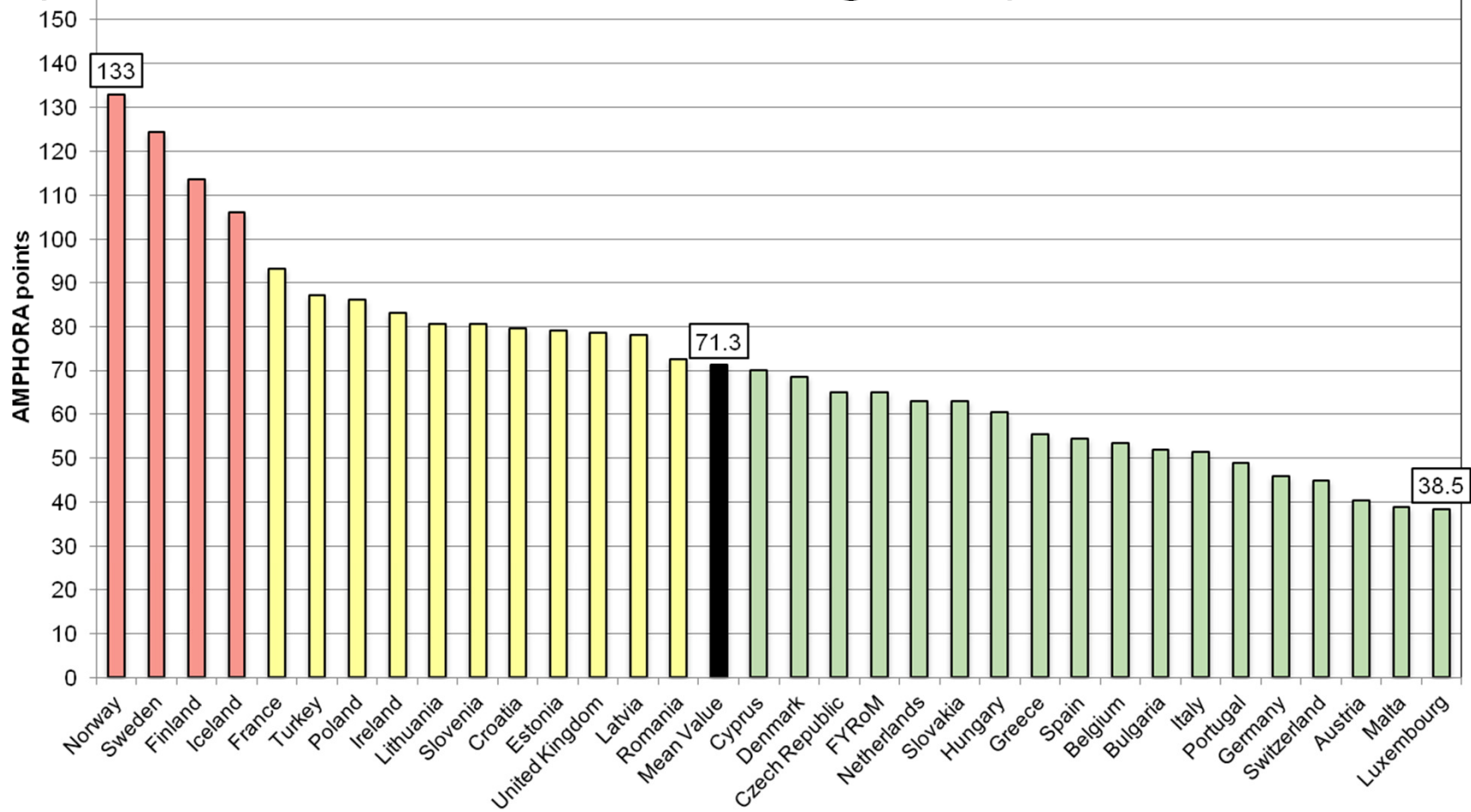
- Data:
 - Data generating points in the scale derived from the **WHO European Survey on Alcohol and Health 2010**.



	Subcategory of alcohol policy measures	%	Points
I	Control of production, retail sale and distribution of alcoholic beverages	25	40
II	Age limits and personal control	15	24
III	Control of drunk driving	15	24
IV	Control of advertising, marketing and sponsorship of alcoholic beverages	15	24
V	Public policy	5	8
VI	Alcohol taxation and price	25	40
	Total	100	160

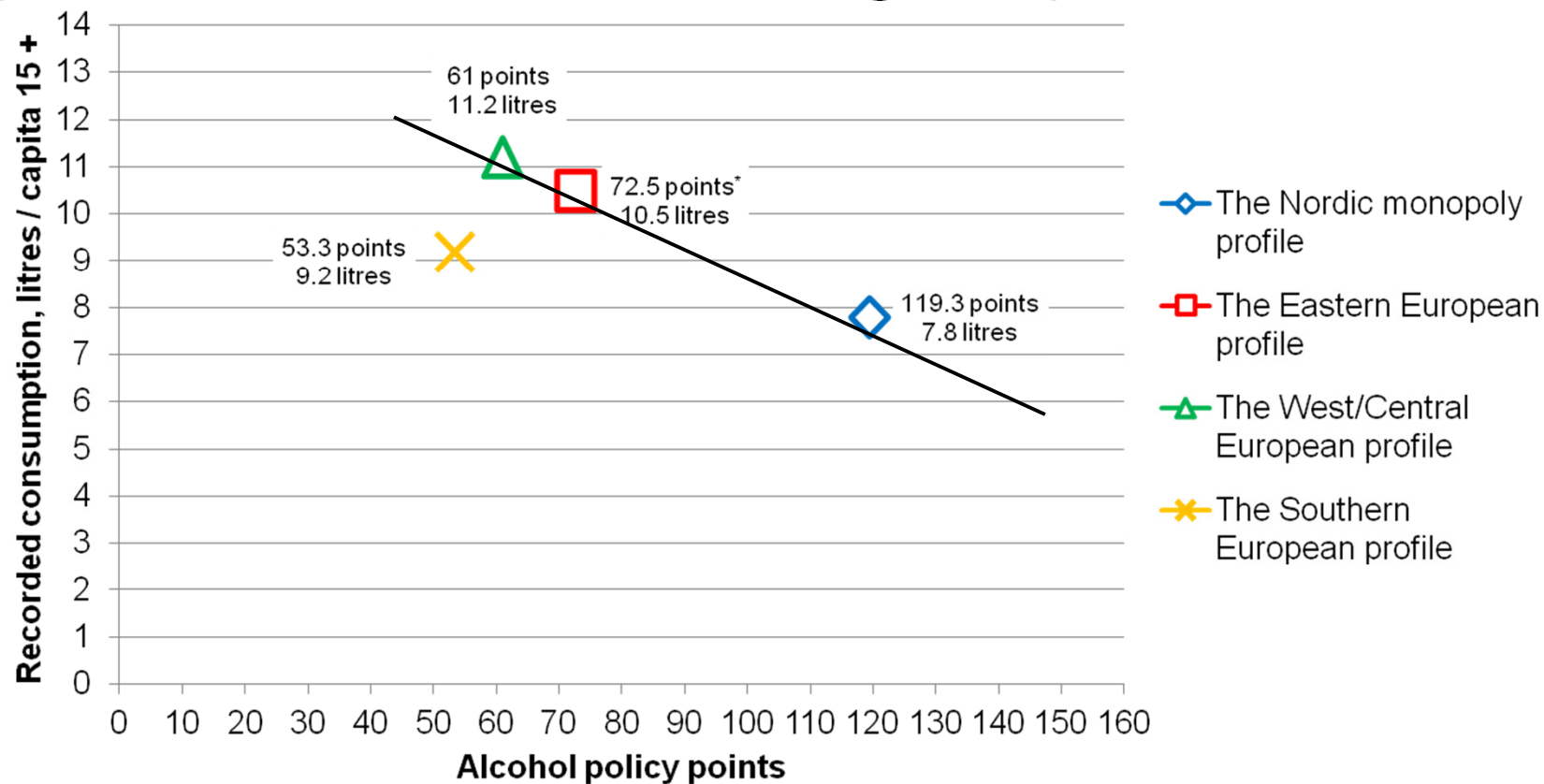
THE RANKING OF ALCOHOL POLICIES

(Karlsson, Lindeman, Österberg 2012)



CORRELATION BETWEEN ALCOHOL POLICY AND RECORDED ALCOHOL CONSUMPTION

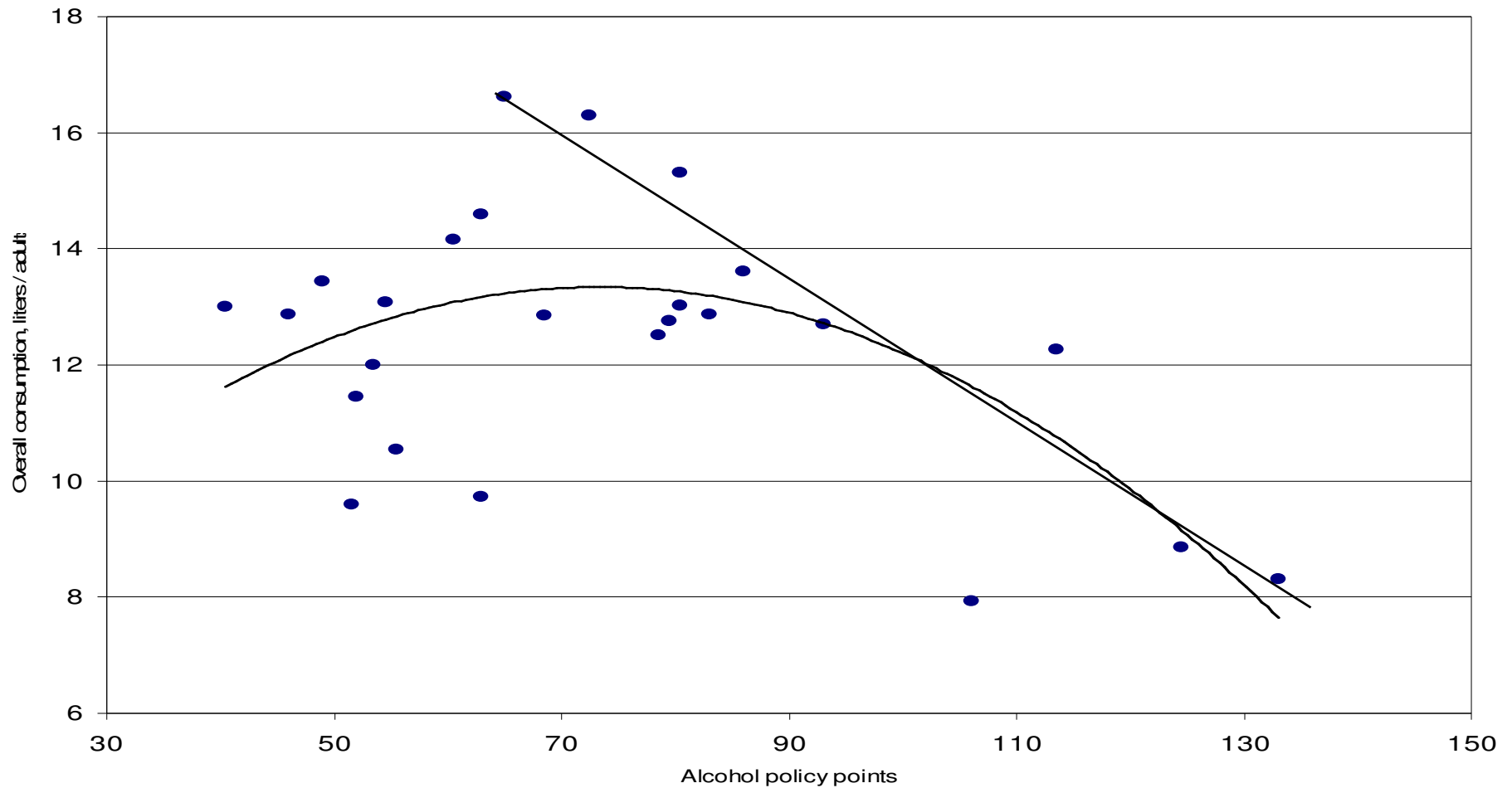
(Karlsson, Lindeman, Österberg 2012)



* Latvia excluded from the profile due to lack of consumption data.

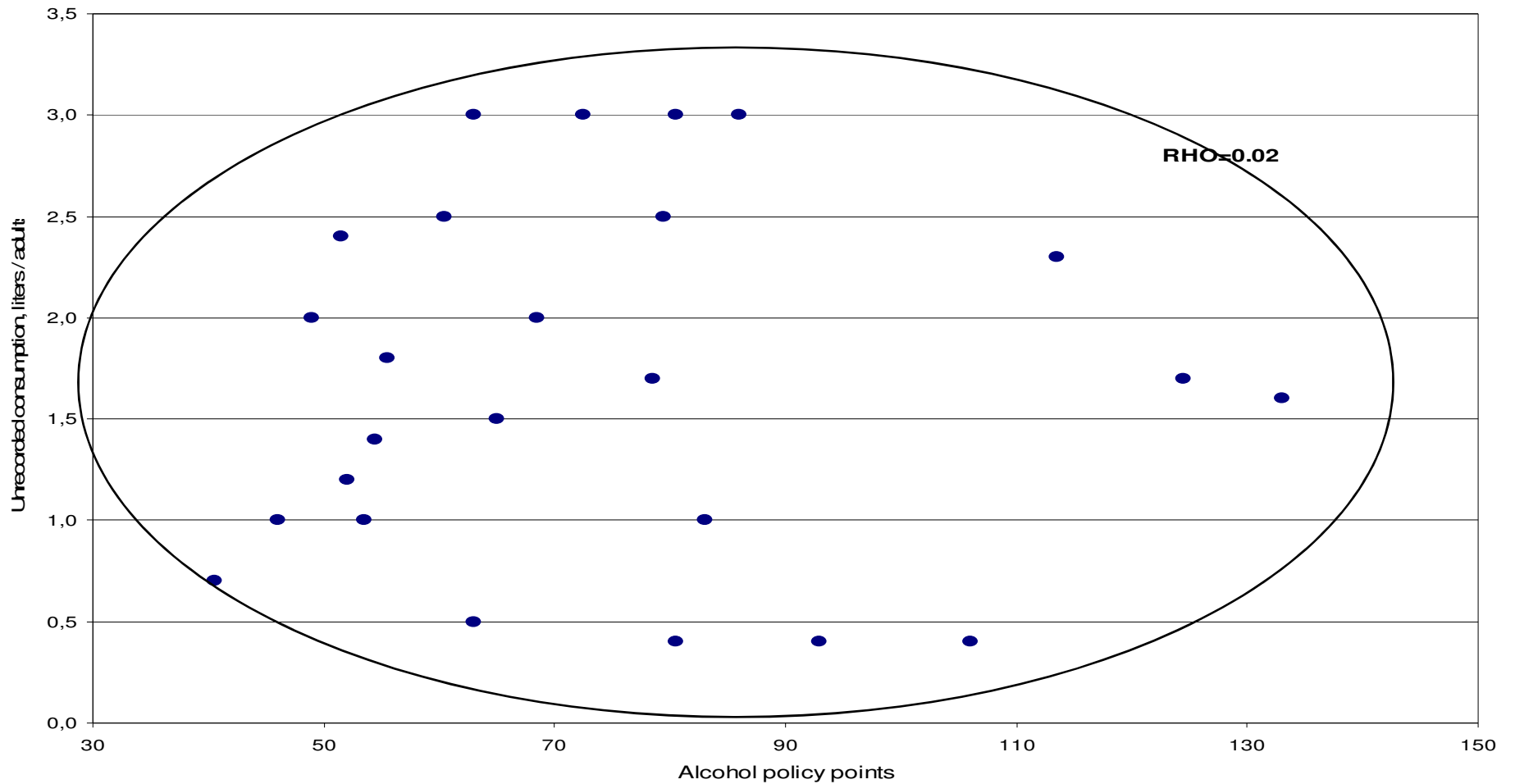
CONSUMPTION AFFECTED BY A MORE COMPREHENSIVE ALCOHOL POLICIES

CORRELATION BETWEEN ALCOHOL POLICY AND OVERALL COMSUMPTION



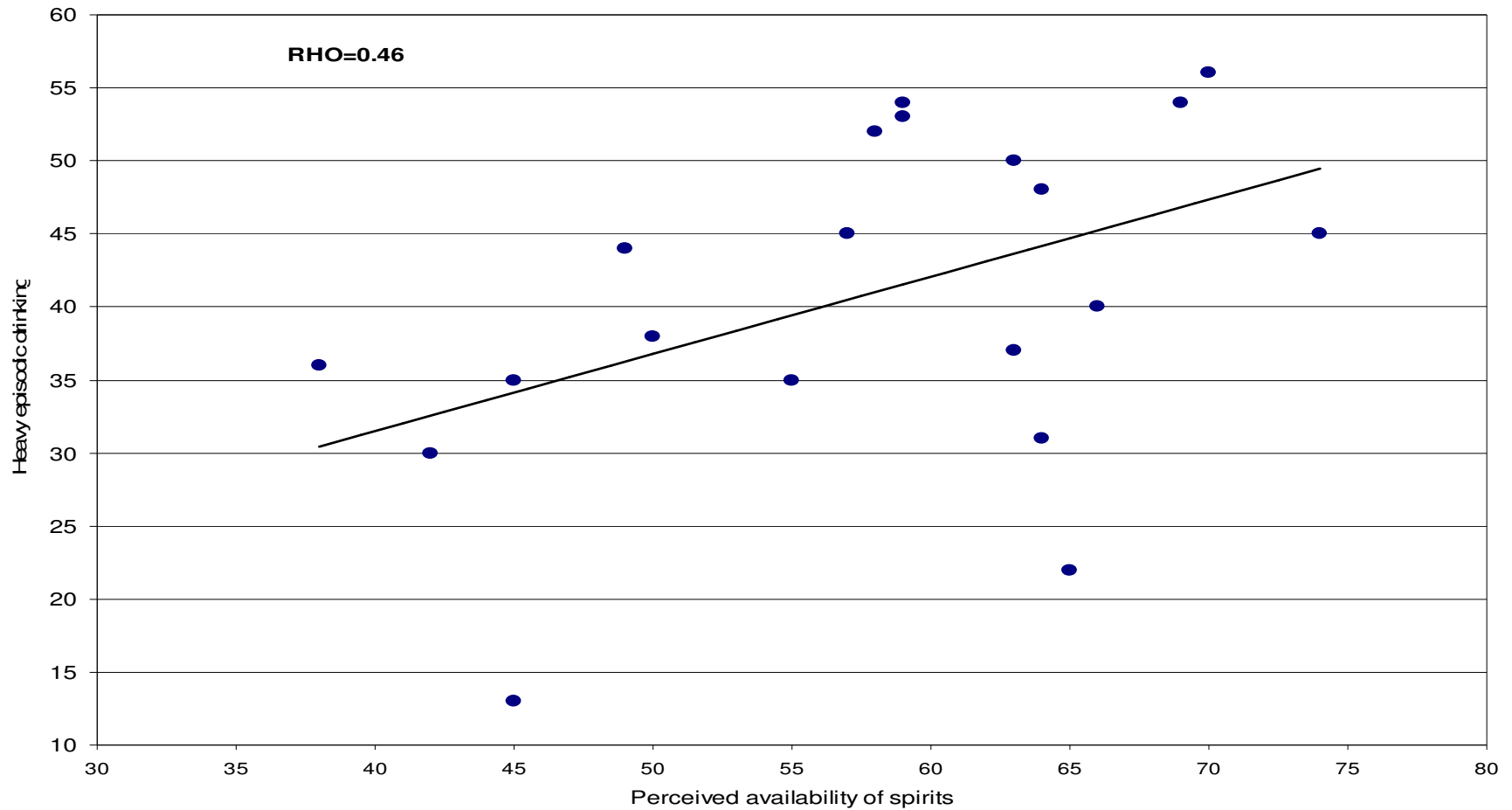
UNRECORDED CONSUMPTION NOT AFFECTED BY ALCOHOL POLICY

CORRELATION BETWEEN ALCOHOL POLICY AND UNRECORDED COMSUMPTION



AVAILABILITY MATTERS FOR TEENAGERS

CORRELATION BETWEEN PERCEIVED AVAILABILITY AND PREVALENCE OF HEAVY EPISODIC DRINKING DURING LAST 30 DAYS



SUMMARY POINTS ON CULTURE

- **ALCOHOL CULTURES REFLECT PROGRESSING HOMOGENISATION OF EUROPE RATHER THAN ALCOHOL POLICY EFFORTS**
- **CONSUMPTION LEVELS TEND TO CONVERGE WHILE DRINKING PATTERNS BECOME INCREASINGLY SIMILAR**
- **GENERATION GAP TENDS TO CLOSE**
- **PREVALENCE OF DRINKING AMONG TEENAGERS AS HIGH AS AMONG ADULTS, EXCEPT FOR NORDIC COUNTRIES**
- **GENDER GAP AMONG TEENAGERS TENDS TO CLOSE, FIRST OF ALL IN NORDIC COUNTRIES**
- **BINGE DRINKING MORE PREVALENT AMONG TEENAGERS THAN IN ADULT POPULATION, IN PARTICULAR AMONG GIRLS**

SUMMARY POINTS ON ALCOHOL POLICY

- **GREAT VARIATION IN ALCOHOL POLICY ACCROSS EUROPE**
- **HIGHEST SCORES IN NORDIC COUNTRIES, SECONG HIGHEST IN EASTERN EUROPE, LOWEST IN WESTERN AND SOUTHERN EUROPE**
- **CLEAR LINEAR CORELATION BETWEEN ALCOHOL POLICY AND RECORDED CONSUMPTION, EXCEPT FOR SOUTHERN EUROPE**
- **OVERALL CONSUMPTION (INCLUDING UNRECORED) AFFECTED BY MORE COMPREHENSIVE ALCOHOL POLICIES**
- **NO RELATION BETWEEN LEVEL OF CONTROL AND LEVEL OF UNRECORDED CONSUMPTION**
- **AVAILABILITY MATTERS FOR TEENAGERS**